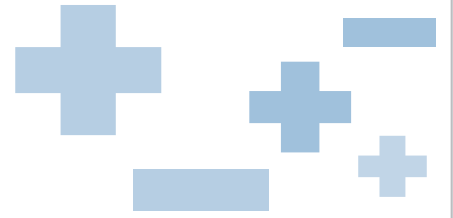


FIAMM

Industrial Batteries

FGH

series



Applications and Key Benefits

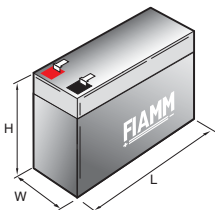
- + Designed to achieve optimal performance and to protect from power disturbances
- Ideal for:
 - High rate discharge UPS application
 - Emergency power supply systems
 - Security & alarm systems
- + 12V monoblocs
- + Excellent performance for high rate discharge
- + 5 years design life in float operation in temperature controlled environment
- + VRLA AGM and gas recombination technology with 99% internal recombination
- + Non-spillable and maintenance free
- + Non-hazardous for air/sea/rail/road transportation
- + 100% Recyclable

Model	Nominal voltage (V)	Capacity (Ah)	Weight (kg)	Dimensions (mm)				Internal Resistance
		Discharge 20 h rate 1.75V/cell		L	W	H	TH*	
12FGH23slim	12	5.0	2.10	151	51	95	101	37 mΩ
12FGH23	12	5.0	1.90	90	70	101	107	37 mΩ
12FGH36	12	9.0	2.80	151	65	94	100	23.6 mΩ
12FGH50	12	12	4.20	151	98	95	100	14.8 mΩ
12FGH65	12	18	6.00	181	76	167	167	9.8 mΩ

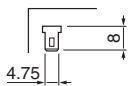
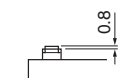
*TH = total height including terminals

Terminal Type

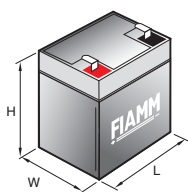
12FGH23slim



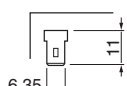
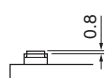
■ Faston 4.8



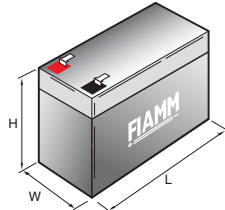
12FGH23



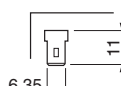
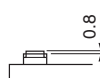
■ Faston 6.3



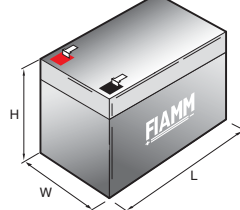
12FGH36



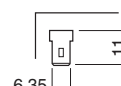
■ Faston 6.3



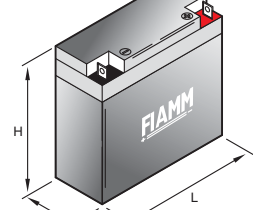
12FGH50



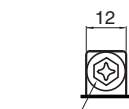
■ Faston 6.3




12FGH65



■ Flag Ø5.5





Constant Power discharge table (Watts per bloc)

Temperature: 25°C

Model	Final Voltage	5 min	10 min	15 min	20 min	30 min	45 min	1 hour
12FGH23slim 12FGH23	1.6 V/Cell	248	179	133	107	79.2	57.8	46.2
	1.67 V/Cell	242	173	131	106	78.7	57.6	46.1
	1.7 V/Cell	235	169	129	105	78.0	57.3	45.9
	1.8 V/Cell	211	154	120	100	75.6	54.5	43.4
12FGH36	1.6 V/Cell	407	285	217	176	129	92.0	68.4
	1.67 V/Cell	403	283	215	174	128	91.5	68.0
	1.7 V/Cell	400	281	213	173	127	90.9	67.5
	1.8 V/Cell	384	268	203	166	123	88.6	65.6
12FGH50	1.6 V/Cell	569	399	304	246	180	128.8	89.0
	1.67 V/Cell	565	396	301	244	179	128.0	88.4
	1.7 V/Cell	560	393	298	242	178	127.3	87.8
	1.8 V/Cell	538	375	284	233	172	124.1	85.3
12FGH65	1.6 V/Cell	672	459	350	288	215	160	129
	1.67 V/Cell	643	446	342	283	212	158	127
	1.7 V/Cell	627	439	339	281	211	157	127
	1.8 V/Cell	577	418	327	272	206	154	124

Technical Features

- **Grids:** gravity casted grids with high purity lead calcium tin alloy
- **Separators:** electrolyte fully absorbed in glass mat "AGM" separators with extremely high micro porosity
- **Terminal posts:** faston or flag terminals depending on the model
- **Post seals:** high integrity post seal design prevents acid leakage over a wide temperature range
- **One-way safety valves** allow excess gas to escape when overcharging
- **Container and cover:** made of thick walled ABS plastics, designed for unsurpassed mechanical strength
- **Shelf life:** < 2% self-discharge per month at 20°C allows 6 months shelf life

Applicable Standards

- IEC 60896 Part 21 - VRLA methods of testing
- IEC 60896 Part 22 - VRLA requirements
- UL Recognized
- Eurobat "Standard Commercial" - 3-5 years

Electrical Characteristics

Recharge methods:

- standby use: 13.50 - 13.80 V/bloc
- initial charge current: 0.20 - 0.25 C₂₀

Operating temperature ranges:

- recharge: 0° ÷ 40°C
- discharge: -20° ÷ 50°C
- storage: -20° ÷ 50°C

FIAMM Manufacturing

- ISO 9001 Quality Management System
- ISO 14001 Environmental Management System
- OHSAS 18001 - Workplace Safety & Health