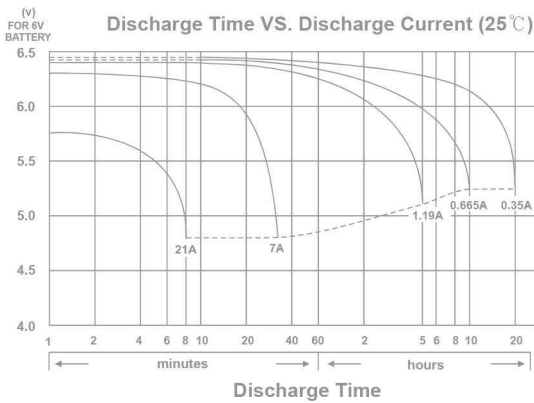
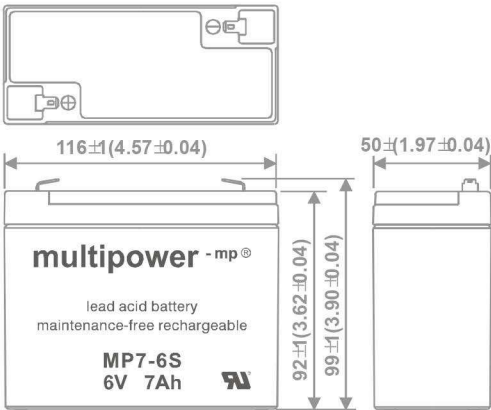
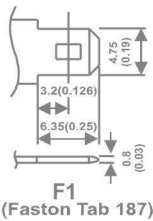


**RECHARGEABLE SEALED LEAD ACID BATTERY**

**SPECIFICATION**



**MP7-6S**

**Nominal Voltage(V)** 6V

**Nominal Capacity**

20 hour rate	(0.35A	to	5.25V)	7Ah
10 hour rate	(0.665A	to	5.25V)	6.65Ah
5 hour rate	(1.19A	to	5.1V)	5.95Ah
1 C	(7A	to	4.8V)	3.97Ah
3 C	(21A	to	4.8V)	2.8Ah

**Weight Approx.** 1.45kg(3.19Lbs.)

**Internal Resistance (at 1KHz) Approx.** 8 mΩ

**Maximum Discharge Current for**

**5 seconds:** 105A

**Charging Methods at 25°C(77°F)**

Cycle use:	
Charging Voltage	7.20 to 7.50V
Coefficient	-5.0mv/°C/cell
Maximum Charging Current:	2.1A
Standby use:	
Float Charging Voltage	6.75 to 6.90V
Coefficient	-3.0mv/°C/cell

**Operating Temperature Range**

Charge	-15°C(5°F) to 40°C(104°F)
Discharge	-15°C(5°F) to 50°C(122°F)
Storage	-15°C(5°F) to 40°C(104°F)

**Charge Retention (shelf life) at 20°C(68°F)**

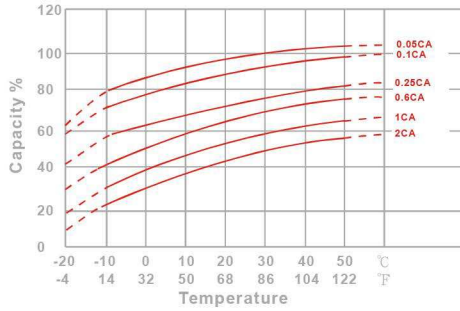
1 month	92%
3 month	90%
6 month	80%

**Case Material** ABS  
(UL94 HB flame retardant case / cover)

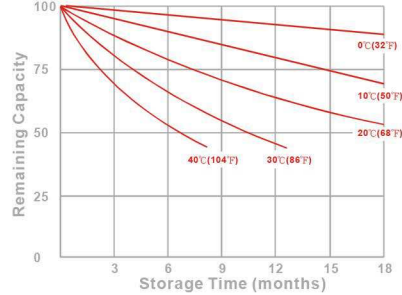
**Terminal** F1(Faston Tab 187)

# CHARACTERISTIC

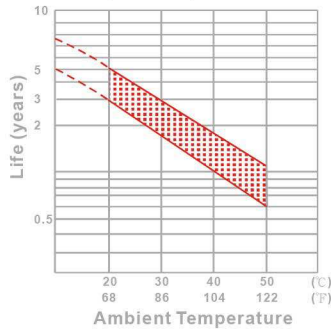
Effect of Temperature on Capacity 25°C(77°F)



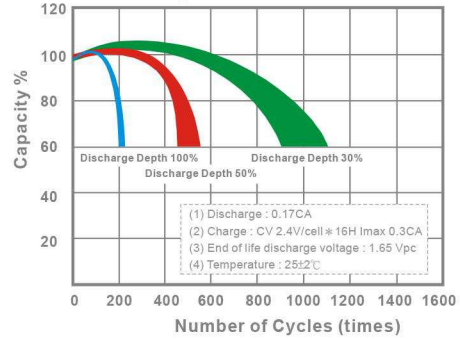
Capacity Retention Characteristic



Trickle (or float) Service Life



Cycle Service Life



## - PERFORMANCE DATA

Discharge Rates in Watts to Various End Voltages at 25°C(77°F)

End Voltage		1.85V	1.80V	1.75V	1.70V	1.67V	1.65V	1.60V
Time								
5	min	137	153	160	167	170	172	177
10	min	93.2	97.7	102	106	108	110	113
15	min	74.4	77.5	79.5	81.5	82.0	83.5	85.6
30	min	39.6	41.6	42.9	44.0	44.4	44.8	45.4
60	min	25.6	26.5	27.2	27.8	28.0	28.3	28.7
120	min	12.8	13.3	14.1	15.8	16.0	16.2	16.4
180	min	9.92	10.5	10.9	11.3	11.4	11.6	11.8
240	min	8.72	9.14	9.42	9.57	9.62	9.72	9.82
300	min	7.48	7.79	8.00	8.14	8.20	8.25	8.30
600	min	4.39	4.57	4.65	4.71	4.73	4.75	4.76
1200	min	2.11	2.18	2.24	2.28	2.29	2.31	2.34

- Discharge Rates in Amperes to Various End Voltages at 25°C(77°F)

End Voltage		1.85V	1.80V	1.75V	1.70V	1.67V	1.65V	1.60V
Time								
5	min	23.8	26.8	28.5	30.1	30.9	31.7	33.1
10	min	16.4	17.2	18.5	18.9	19.1	19.4	20.1
15	min	12.7	13.3	13.8	14.1	14.2	14.4	14.7
30	min	6.70	7.02	7.24	7.40	7.48	7.55	7.72
60	min	4.04	4.19	4.31	4.42	4.45	4.48	4.54
120	min	2.08	2.17	2.24	2.30	2.32	2.35	2.39
180	min	1.65	1.71	1.77	1.83	1.85	1.87	1.89
240	min	1.32	1.39	1.44	1.47	1.48	1.49	1.51
300	min	1.12	1.17	1.25	1.27	1.28	1.29	1.30
600	min	0.659	0.689	0.731	0.738	0.742	0.747	0.757
1200	min	0.346	0.362	0.382	0.387	0.389	0.392	0.398

All data on the spec. sheet is an average value:

The tolerance range :  $X < 6\text{min}$ (+15%~-15%),  $6\text{min} \leq X < 10\text{min}$ (+12%~-12%),  $10\text{min} \leq X < 60\text{min}$ (+8%~-8%),  $X \geq 60\text{min}$ (+5%~-5%)